Modular Equipment 21000 Series

Freezer Bases - Stainless Steel Top
Remote

ITEM # _____

PROJECT _____

_____

_____

DATE _____

MODEL	LENGTH
L-21130	30"
L-21142	42"
L-21148	48"
L-21154	54"
L-21160	60"
L-21166	66"
L-21172	72"
L-21178	78"

DEPTH
23", 28" OR 32"



L-21154 shown with options

SPECIFICATIONS:

TOP: Die-formed construction of one-piece 16 GA stainless steel type 304-#4 finish with 2 5/8" nosing, Backsplash to be 3/8" coved, 6" high x 2 1/8" wide, Sheared ends fitted with recessed 12 GA steel bars for adjoining units, producing a hairline seam

EXTERIOR: Back, bottom, and sides of 20 GA steel with painted enamel finish, Body supported by 14 GA galvanized steel box channels for legs

INTERIOR: Bottom and Back of 22 GA stainless steel type 304-#2B finish, sides of one-piece high impact plastic, Top of aluminum

DOOR JAMS: One-piece high-impact plastic with concealed magnets on perimeter for positive sealing, w/ door jam heaters to prevent gasket freezing

DOORS: Exterior of one-piece die-stamped 22 GA stainless steel type 304-#4 finish, Interior of high-impact plastic, Gasket mounted w/ aluminum strips and screws for easy removability and to ensure a proper seal, Doors mounted on 12 GA spring-loaded self-closing hinges, Stainless handle with stamped grip

SHELVES: One, removable heavy-steel frame epoxy-coated shelf per door

LEGS: 8" high legs standard, 1 5/8" tubing welded to steel plate and fastened to body support channels, Bullet-foot has 1 1/8" of adjustment, All legs are stainless steel

REFRIGERATION: Remote unit has a forced-air evaporator with protective-coated coil, expansion valve, defrost heater, and timer, System comes assembled with junction box for final field connection, Recommended temperature to operate between -5 and 0 degrees F

FEATURES

- Available with other modular equipment under one top up to 10 feet in length
- 16 GA reinforced top
- Remote unit
- Self-closing doors
- (1) Wire shelf per door
- Refrigeration system has expansion valve for rapid accurate recovery
- Uniform integration in design, quality and parts
- Includes defrost heaters, defrost timer

OPTIONS

- Control Housing Left
- Drawers
- Custom Lengths

Modular Equipment L-21000 Series - S/S Work Top

DIMENSIONAL DATA

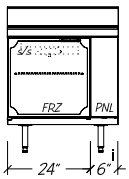

L-21130

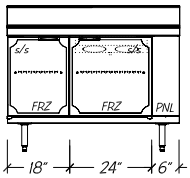

L-21148

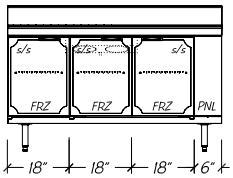

L-21160

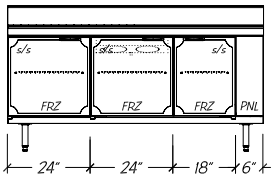

L-21172

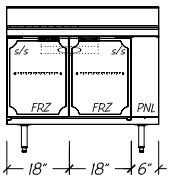

L-21142

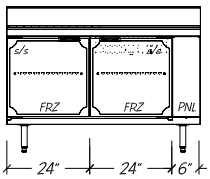

L-21154

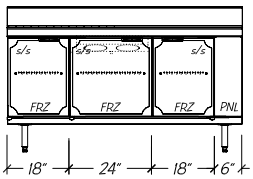

L-21166

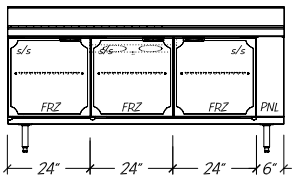

L-21178

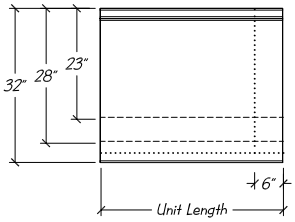

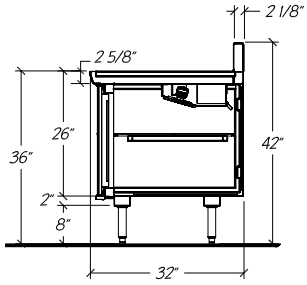

STATISTICAL DATA

MODEL	LGTH	CAP. CU. FT.			SHELVING (SQ FT)				BTU PER HOUR 10 TD ii	VOLTS/ CYCLE/ PHASE	TOTAL AMPS iii	REC. HP	SHIP WT.
		23"	28"	32"	23"	28"	32"	# PER UNT					
L-21130	30"	3.9	4.6	5.6	4.5	5.9	7.0	1	920 R-404	115v/60/1	5.28	1/4	375#
L-21142	42"	5.8	7.8	9.4	7.3	9.5	11.3	2	920 R-404	115v/60/1	5.63	1/4	405#
L-21148	48"	6.9	9.3	11.2	8.6	11.3	13.4	2	1,200 R-404	115v/60/1	7.52	1/3	445#
L-21154	54"	8.1	10.9	13.1	10.0	13.1	15.5	2	1,200 R-404	115v/60/1	7.52	1/3	485#
L-21160	60"	9.4	12.5	15.0	11.4	14.8	17.6	3	1,200 R-404	115v/60/1	7.78	1/3	515#
L-21166	66"	10.6	14.1	16.9	12.7	16.6	19.7	3	1,600 R-404	115v/60/1	8.74	1/2	545#
L-21172	72"	11.6	15.5	18.6	14.1	18.4	21.8	3	1,600 R-404	115v/60/1	8.74	1/2	580#
L-21178	78"	12.8	17.1	20.5	15.5	20.2	24.0	3	1,600 R-404	115v/60/1	8.74	1/2	615#

Standard
Self-closing Doors

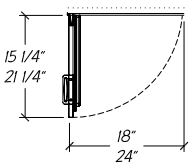

Optional
Refrigerated Drawers

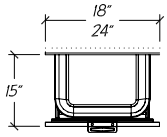

Optional
26" Refrigerated Drawers
(adds 2" to unit length)

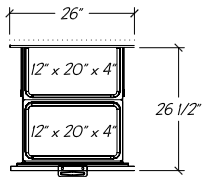

shown w/ optional
full extension drawer slides

Notes:
i. Control Panel left available
ii. Custom units may require modified BTU ratings and/or condensing unit HP
iii. Optional hot gas condensate evaporator is factory recommended, if electric evaporator is required, add 0.39 AMP to total

Modular Equipment 21000 Series MECHANICAL DATA

- J — Junction Box 8" AFF hard-wired to coil
- D — 5/8" OD copper drain for condensate evaporator 8" AFF
- RL — Refrigeration Lines, 1/4" inlet and 3/8" suction 8" AFF
- A — Centered on refrigerated compartment
- C — Centered between leg channels
- T — Defrost timer 24" AFF hard-wired to J-box

