Modular Equipment 13000-B Series

Bloomington-Style
Recessed Opening - Salad Top
Remote Refrigerated Base

ITEM # _____

PROJECT _____

_____

_____

DATE _____

MODEL	LENGTH
L-13136-B	36"
L-13148-B	48"
L-13154-B	54"
L-13160-B	60"
L-13166-B	66"
L-13172-B	72"
L-13178-B	78"
L-13184-B	84"
L-13190-B	90"
L-13196-B	96"
L-13102-B	102"
L-13108-B	108"

DEPTH
28" OR 32"



L-13184-B shown with options (pans not included)

SPECIFICATIONS:

TOP: Die-formed construction of one-piece 16 GA stainless steel type 304-#4 finish with recessed 12 GA steel bars for reinforcement

EXTERIOR: Back, bottom, and sides of 20 GA steel with painted enamel finish, Body supported by 14 GA galvanized steel box channels for legs

INTERIOR: Bottom, Back, and Top of 22 GA stainless steel type 304-#2B finish, sides of one-piece high impact plastic

DOOR JAMS: One-piece high-impact plastic with concealed magnets on perimeter for positive sealing

DOORS: Exterior of one-piece die-stamped 22 GA stainless steel type 304-#4 finish, Interior of high-impact plastic, Gasket mounted w/ aluminum strips and screws for easy removability and to ensure a proper seal, Doors mounted on 12 GA spring-loaded self-closing hinges, Stainless handle with stamped grip

SHELVES: One, removable heavy-steel frame epoxy-coated shelf per door

LEGS: 8" high legs standard, 1 5/8" tubing welded to steel plate and fastened to body support channels, Bullet-foot has 1 1/8" of adjustment, All legs are stainless steel

BLOOMINGTON STYLE RECESSED PAN - SALAD TOP: NSF standard #7 compartment of 22 GA stainless steel 304-#2B finish, Mechanically-cooled, cold wall tank is controlled by its own pressure control with on/off switch, 3" Recessed openings can accommodate fractional-size pans up to 6" deep, Pans to sit on removable clip mounted to inside of tank with plastic thumb screws, Tank is designed to hold "product" temperature between 33-41 degrees Fahrenheit *(pans not included)*

REFRIGERATION: Remote unit has a forced-air evaporator with protective-coated coil and expansion valve, System comes assembled with junction box ready for final connection, Base tested to operate between 36 and 40 degrees F

****RAIL PERFORMANCE:**
CONDIMENTS MUST BE REMOVED AT NIGHT TO PREVENT FREEZING OF RAIL/PRODUCT, ON/OFF SWITCH IS PROVIDED IN FRONT PANEL TO CONTROL RAIL (ONLY)

FEATURES

- 16 GA reinforced top
- Remote unit
- Self-closing doors
- Cold-wall construction 3" recessed opening
- Wrapped tank flat top for fractional size pans (pans not incl)
- NSF cutting board
- (1) Wire shelf per door
- Refrigeration system has expansion valve
- Uniform integration in design, quality and parts

OPTIONS

- Casters (specify working height)
- Solenoid valve & temp. control
- Custom Openings
- Drawers (n/a under pan opening)
- Bun Pan Racks (pans by others)
- Electric Condensate Evaporator

Modular Equipment L-13000-B Series - Bloomington-Style Recessed Opening

DIMENSIONAL DATA

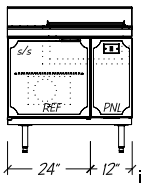

L-13136-B i

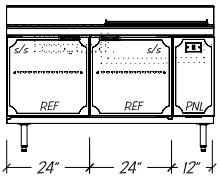

L-13160-B

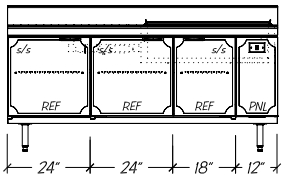

L-13178-B

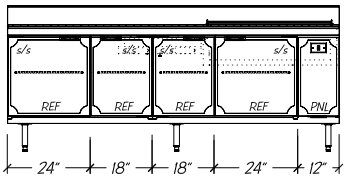

L-13196-B

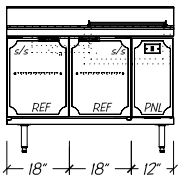

L-13148-B

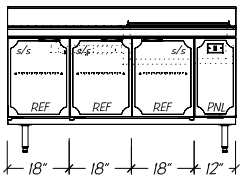

L-13166-B

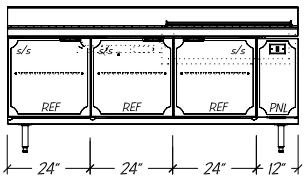

L-13184-B

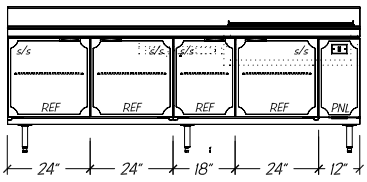

L-13102-B

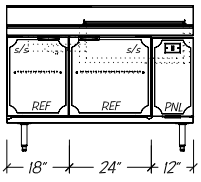

L-13154-B

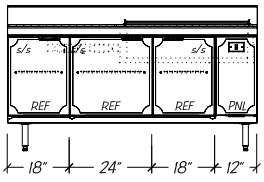

L-13172-B

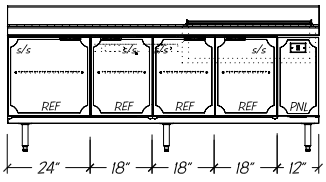

L-13190-B

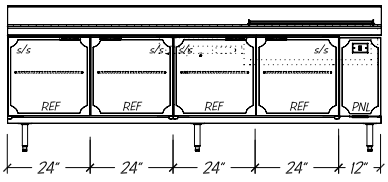

L-13108-B

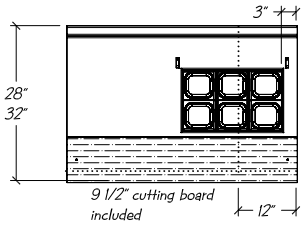

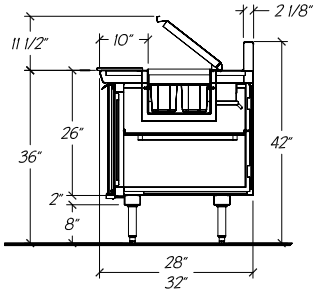

Standard
Self-closing Doors

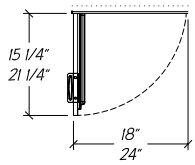

Optional
Refrigerated Drawers

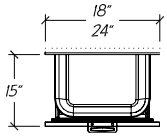

Drawers not available in front of rail

Optional
26" Refrigerated Drawers
(adds 2" to unit length)

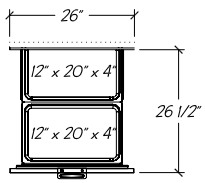

shown w/ optional
full extension drawer slides

STATISTICAL DATA

MODEL	LGTH	QTY 1/6 SIZE PANS ii	SHELVES PER UNIT	BTU PER HOUR 10 TD iii	VOLTS/ CYCLE/ PHASE	TOTAL AMPS iv	REC. COMP. v	SHIP WT.
L-13136-B	36"	6	1	800 R-134A	115v/60/1	0.64	1/4	240#
L-13148-B	48"	6	2	1,000 R-134A	115v/60/1	0.64	1/4	315#
L-13154-B	54"	8	2	1,000 R-134A	115v/60/1	0.64	1/4	350#
L-13160-B	60"	8	2	1,300 R-134A	115v/60/1	1.28	1/4	385#
L-13166-B	66"	8	3	1,300 R-134A	115v/60/1	1.28	1/4	415#
L-13172-B	72"	10	3	1,300 R-134A	115v/60/1	1.28	1/4	445#
L-13178-B	78"	10	3	1.,300 R-134A	115v/60/1	1.28	1/4	480#
L-13184-B	84"	10	3	1,700 R-134A	115v/60/1	1.28	1/3	515#
L-13190-B	90"	10	4	1,700 R-134A	115v/60/1	1.28	1/3	540#
L-13196-B	96"	10	4	1,700 R-134A	115v/60/1	1.28	1/3	565#
L-13102-B	102"	10	4	1,700 R-134A	115v/60/1	1.28	1/3	590#
L-13108-B	108"	10	4	1,700 R-134A	115v/60/1	1.28	1/3	625#

Notes:
i. Control housing left available with recessed opening mirror imaged, opening position relative to control panel
ii. Pans not included
iii. Custom units may require modified BTU ratings and/or condensing unit HP
iv. Optional electric condensate evaporator, add 0.39 AMP to total
v. Recommended HP up to 25' of refrigeration line (at installers discretion)

Modular Equipment 13000 Series MECHANICAL DATA

- Junction Box 8" AFF hard-wired to coil
- D — 5/8" OD copper drain for condensate evaporator 8" AFF
- RL — Refrigeration Lines, 1/4" inlet and 3/8" suction 8" AFF
- C — Centered between leg channels
- On/off switch for recessed rail

