Modular Equipment 62000 Series

Utility Stands -
Dry Door Base

ITEM # _____

PROJECT _____

_____

_____

DATE _____



L-62148 shown with options

MODEL	LENGTH
L-62118	18"
L-62124	24"
L-62136	36"
L-62142	42"
L-62148	48"
L-62154	54"
L-62160	60"
L-62172	72"
L-62184	84"
L-62196	96"

DEPTH
18", 23", 28" OR 32"

SPECIFICATIONS:

TOP: Die-formed construction of one-piece 16 GA stainless steel type 304-#4 finish with 2 5/8" nosing, Backsplash to be 3/8" coved, 6" high x 2 1/8" wide, Sheared ends fitted with recessed 12 GA steel bars for adjoining units, producing a hairline seam

INTERIOR: Ends of pan type construction, 22 GA stainless steel type 304-#4 finish, Top and body supported by 14 GA galvanized steel box channels, Sound deadening material applied between top of support channels and underside of top

EXTERIOR: Ends are unfinished painted side of stainless steel interior end, Back is open and painted, Full length natural chaseway for rough-in flexibility

SHELF: Die-formed construction of one-piece bottom and intermediate shelf of 22 GA stainless steel typ 304-#4 finish, Front of undershelving has 1/4" high marine edge, Shelving has integral turn-up at rear, Intermediate shelf supported by 14 GA galvanized steel box channels, Bottom shelf supported by 20 GA galvanized steel box channels, Sound deadening material applied between top support channels and bottom of undershelving

DRY DOOR: Double pan construction, Front of one-piece die-stamped 22 GA stainless steel type 304-#4 finish, Back of 20 GA galvanized steel, Doors mounted on 12 GA stainless steel spring-loaded self-closing hinges with brass pivot pins and nylon bushings, Stainless steel handle with stamped finger grip, Rubber bumpers attached to door back

LEGS: 8" high legs standard, 1 5/8" tubing welded to steel plate and fastened to body support channels, Bullet-foot has 1 1/8" of adjustment, All legs are stainless steel

FEATURES

- Available with other modular equipment under one top up to 10 feet in length
- 16 GA reinforced top
- Interior ends and shelving of stainless steel
- Double pan doors with concealed spring-loaded hinge
- Uniform integration in design, quality and parts

OPTIONS

- Custom Sizes available
- Cut-outs for outlets, additional add-on options
- Cylinder Locks

Modular Equipment L-62000 Series - Utility Stands, Dry Door Base

DIMENSIONAL DATA

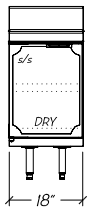

L-62118

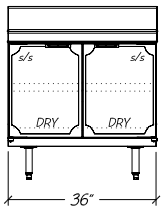

L-62136

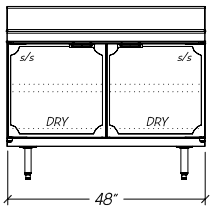

L-62148

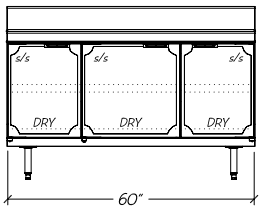

L-62160

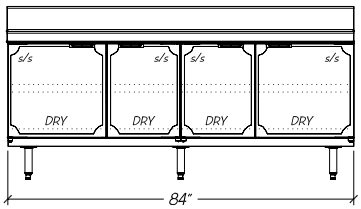

L-62184

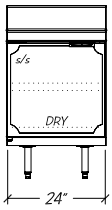

L-62124

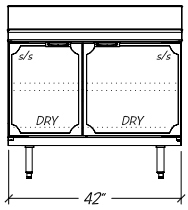

L-62142

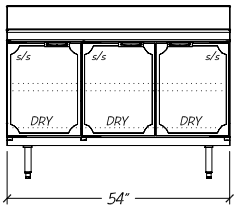

L-62154

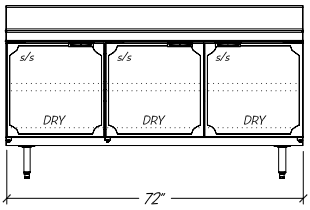

L-62172

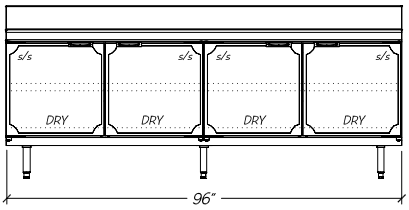

L-62196

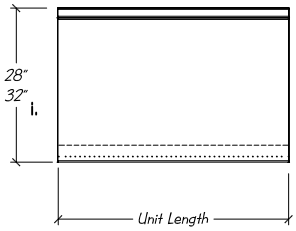

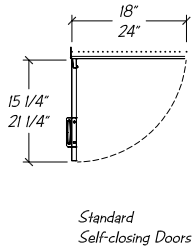

Standard
Self-closing Doors

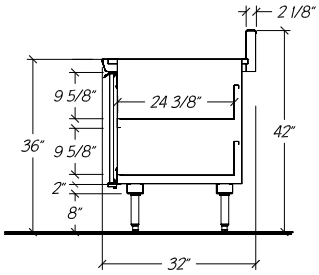

STATISTICAL DATA

MODEL	LGTH	SHELVING (SQ FT) PER UNIT DEPTH				DOORS PER UNIT	SHIP WT.
		18"	23"	28"	32"		
L-62118	18"	2.5	3.8	4.8	5.4	1	160#
L-62124	24"	2.9	4.4	6.2	7.1	1	195#
L-62136	36"	4.6	6.9	9.7	11.2	2	225#
L-62142	42"	5.5	8.2	11.4	13.2	2	245#
L-62148	48"	6.3	9.4	13.2	15.2	2	270#
L-62154	54"	7.2	10.7	15.0	17.3	3	295#
L-62160	60"	8.0	12.0	16.8	19.3	3	320#
L-62172	72"	9.7	14.5	20.2	23.4	3	390#
L-62184	84"	11.4	17.0	21.8	27.4	4	450#
L-62196	96"	13.1	19.5	27.3	31.5	4	515#

Notes: i. 32" dp. equipment has 5 1/4" rear chaseway
28" dp. equipment has 1 1/4" rear chaseway

Modular Equipment 62000 Series MECHANICAL DATA

CO Optional 3 1/2" x 2" blank cut-out for outlet 39" AFF

F Optional 1 1/2" Ferruled Hole 39" AFF

32" dp. unit has 3 1/2" rear chaseway
28" dp. unit has 1 1/4" rear chaseway
23" dp. unit has 1 1/4" rear chaseway
18" dp. unit has 1 1/4" rear chaseway

