Modular Equipment 74000 Series

Equipment Stands - Refrigerated Base
Self-contained

ITEM # _____

PROJECT _____

_____

_____

DATE _____



L-74102 shown with options

MODEL	LENGTH
L-74160	60"
L-74166	66"
L-74172	72"
L-74178	78"
L-74184	84"
L-74190	90"
L-74196	96"
L-74102	102"
L-74108	108"
L-74114	114"
L-74120	120"

DEPTH
26 1/2" OR 30 1/2"

SPECIFICATIONS:

EQUIPMENT SHELF: Die-formed construction of one-piece 20/22 GA stainless steel type 304-#4 finish, Front of shelf has 1/4" high marine edge, turn-up at rear with cutouts for utility lines, Back extends up and includes a 2 1/8" wide backsplash, Equipment support rails are removable and include adjustable bullet feet, stainless steel plate, and 1 1/8" of adjustment

TOP INTERIOR: Ends of pan type construction, 22 GA stainless steel type 304-#4 finish
1 1/2" thick, Shelf and body supported by 14 GA galvanized steel box channels, Sound deadening material applied between top of support channels and underside of equipment shelf

CUTTING BOARD: (Unit Length) x 9 1/2" WIDE x 1/2" THICK NSF approved Richlite board with stainless steel reinforcement channel, Drop-leaf brackets or removable rod supports provided

EXTERIOR: Back, bottom, and sides of 20 GA steel with painted enamel finish, Body supported by 14 GA galvanized steel box channels for legs

CONDENSER HOUSING: Fitted with a stainless steel snap-on louvered panel

BASE INTERIOR: Bottom and Back of 22 GA stainless steel type 304-#2B finish, sides of one-piece high impact plastic, Top of aluminum

INSULATION: Rigid Polyurethane Foam

DRAWER JAMS: One-piece high-impact plastic with concealed magnets on perimeter for positive sealing

DRAWERS: Exterior of one-piece die-stamped 22 GA stainless steel type 304-#4 finish, Interior of high-impact plastic, Gasket mounted w/ aluminum strips and screws for easy removability and to ensure a proper seal, Drawer frame of combination 20 GA and 16 GA stainless steel and corrosion resistant 1 5/16" rollers w/ ball bearing assembly, Each drawer includes removable drawer liner of high impact plastic material

LEGS: 8" high legs standard, 1 5/8" tubing welded to steel plate and fastened to body support channels, Bullet-foot has 1 1/8" of adjustment, All legs are stainless steel

REFRIGERATION: Self-contained unit has a high-temperature balanced system using a hermetically sealed condenser, Forced-air evaporator with protective-coated coil and expansion valve, System comes assembled with cord and 5-15-P plug, Base tested to operate between 36 and 40 degrees F

FEATURES

- Adjustable equipment supports
- Richlite cutting board
- Interior ends and shelving of stainless steel
- Self-contained unit
- Refrigeration system has expansion valve & temp. control for rapid recovery
- Uniform integration in design, quality and parts

OPTIONS

- Compressor Left
- Custom Sizes available

Modular Equipment L-74000 Series - Refrigerated Equipment Stands

DIMENSIONAL DATA

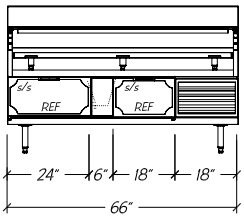

L-74166

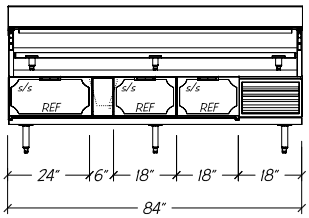

L-74184

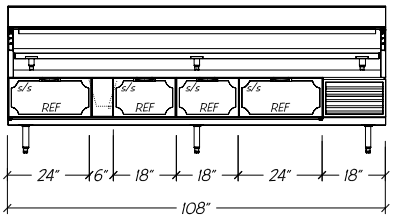

L-74108

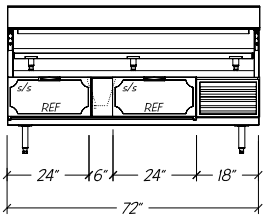

L-74172

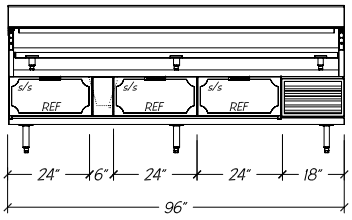

L-74196

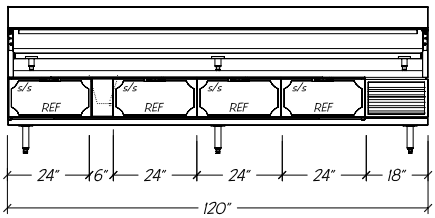

L-74120

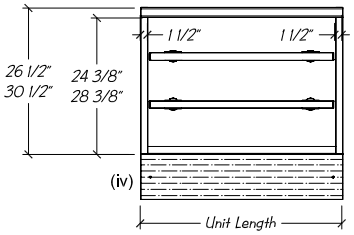

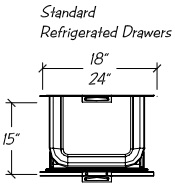

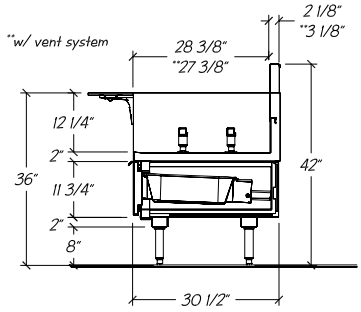

STATISTICAL DATA

MODEL	LGTH	REF. DRAWERS		CONDENSING UNIT ii	VOLTS/ CYCLE/ PHASE	TOTAL AMPS iii	NEMA PLUG	SHIP WT.
		CAPACITY (CU. FT.)	# PER UNT					
L-74160	60"	1.4	2	1/4-HP R-134A	115v/60/1	8.7	5-15-P	375#
L-74166	66"	1.6	2	1/4-HP R-134A	115v/60/1	8.7	5-15-P	425#
L-74172	72"	1.6	2	1/4-HP R-134A	115v/60/1	8.7	5-15-P	475#
L-74178	78"	1.9	3	1/4-HP R-134A	115v/60/1	8.7	5-15-P	525#
L-74184	84"	2.2	3	1/4-HP R-134A	115v/60/1	8.7	5-15-P	570#
L-74190	90"	2.5	3	1/4-HP R-134A	115v/60/1	9.3	5-15-P	610#
L-74196	96"	2.5	3	1/4-HP R-134A	115v/60/1	9.3	5-15-P	635#
L-74102	102"	2.7	4	1/4-HP R-134A	115v/60/1	9.3	5-15-P	660#
L-74108	108"	3.1	4	1/4-HP R-134A	115v/60/1	9.3	5-15-P	700#
L-74114	114"	3.3	4	1/4-HP R-134A	115v/60/1	9.3	5-15-P	750#
L-74120	120"	3.3	4	1/4-HP R-134A	115v/60/1	9.3	5-15-P	800#

Notes:

i. Compressor left available
ii. Custom units may require modified BTU ratings and/or condensing unit HP
iii. Optional hot gas condensate evaporator is factory recommended, if electric evaporator is required, add 0.39 AMP to total
iv. 30 1/2" deep equipment has 4" rear chase, 26 1/2" equipment has no chase
v. Allow 4" for equipment clearance and side thickness

Modular Equipment 74000 Series MECHANICAL DATA

C — Condensing unit wired to junction box 16" AFF, rear of condenser compartment is open for cord to exit 115V/60/1

S — On/off switch 16" AFF with 8 foot cord and plug 5-15-P

D — 5/8" OD copper drain for condensate evaporator 8" AFF

CO — Optional 3 1/2" x 2" blank cut-out for outlet 25" AFF

