Modular Equipment 63000 Series

Utility Stands -
Sliding Door Base

ITEM # _____

PROJECT _____

_____

_____

DATE _____

MODEL	LENGTH
L-63148	48"
L-63154	54"
L-63160	60"
L-63166	66"
L-63172	72"
L-63178	78"
L-63184	84"
L-63190	90"
L-63196	96"

DEPTH
18", 23", 28" OR 32"



L-63160 shown with options

SPECIFICATIONS:

TOP: Die-formed construction of one-piece 16 GA stainless steel type 304-#4 finish with 2 5/8" nosing, Backsplash to be 3/8" coved, 6" high x 2 1/8" wide, Sheared ends fitted with recessed 12 GA steel bars for adjoining units, producing a hairline seam

INTERIOR: Ends of pan type construction, 22 GA stainless steel type 304-#4 finish, Top and body supported by 14 GA galvanized steel box channels, Sound deadening material applied between top of support channels and underside of top

EXTERIOR: Ends are unfinished painted side of stainless steel interior end, Back is open and painted, Full length natural chaseway for rough-in flexibility

SHELF: Die-formed construction of one-piece bottom and intermediate shelf of 22 GA stainless steel typ 304-#4 finish, Front of undershelving has 1/4" high marine edge, Shelving has integral turn-up at rear, Intermediate shelf supported by 14 GA galvanized steel box channels, Bottom shelf supported by 20 GA galvanized steel box channels, Sound deadening material applied between top support channels and bottom of undershelving

SLIDING DOORS: Double pan construction, Front of one-piece die-stamped 22 GA stainless steel type 304-#4 finish, Back of 20 GA galvanized steel, Doors include sound-deadening material, Overhead door track of extruded aluminum, supported with 16 GA galvanized channel, Roller sleeves are nylon with inner ball bearing assemblies, Doors include stainless steel channel with neoprene bumper, Stainless steel door guide provided at bottom where doors intersect, One handle provided per door

LEGS: 8" high legs standard, 1 5/8" tubing welded to steel plate and fastened to body support channels, Bullet-foot has 1 1/8" of adjustment, All legs are stainless steel

FEATURES

- Available with other modular equipment under one top up to 10 feet in length
- 16 GA reinforced top
- Interior ends and shelving of stainless steel
- Double pan self-closing doors with overhead track
- Uniform integration in design, quality and parts

OPTIONS

- Custom Sizes available
- Cut-outs for outlets, additional add-on options
- Heated Cabinet available (not intended for food storage)

Modular Equipment L-63000 Series - Utility Stands, Sliding Door Base

DIMENSIONAL DATA

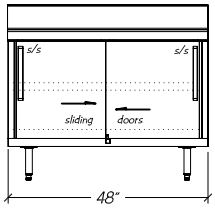

L-63148

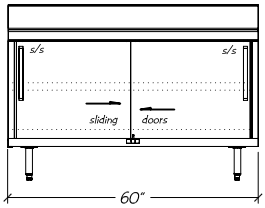

L-63160

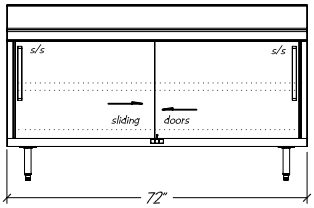

L-63172

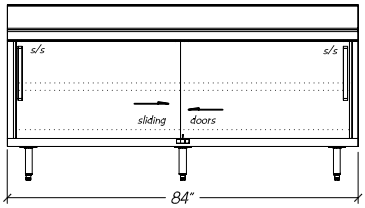

L-63184

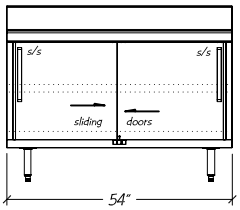

L-63154

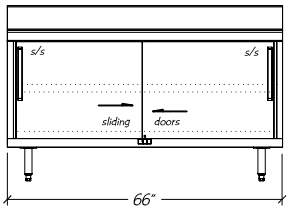

L-63166

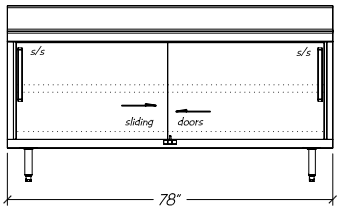

L-63178

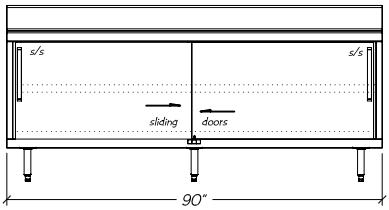

L-63190

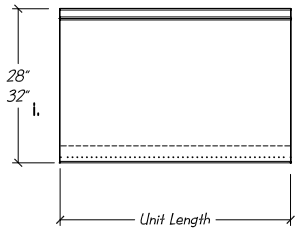

STATISTICAL DATA

MODEL	LGTH	SHELVING (SQ FT) PER UNIT DEPTH			SHIP WT.
		18"	23"	28" / 32"	
L-63148	48"	6.8	9.9	13.7	340#
L-63154	54"	7.7	11.2	15.5	370#
L-63160	60"	8.6	12.6	17.3	400#
L-63166	66"	9.5	13.9	19.1	440#
L-63172	72"	10.4	15.2	21.0	480#
L-63178	78"	11.3	16.2	22.8	515#
L-63184	84"	12.2	17.9	24.6	545#
L-63190	90"	13.1	19.2	26.4	580#
L-63196	96"	14.0	20.5	28.5	610#

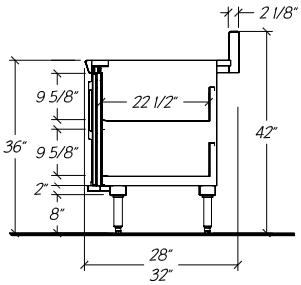

Notes: i. 32" dp. equipment has 5 1/4" rear chaseway
28" dp. equipment has 1 1/4" rear chaseway

Modular Equipment 63000 Series MECHANICAL DATA

CO Optional 3 1/2" x 2" blank cut-out for outlet 39" AFF

F Optional 1 1/2" Ferruled Hole 39" AFF

32" dp. unit has 5 1/4" rear chaseway
28" dp. unit has 1 1/4" rear chaseway
23" dp. unit has 1 1/4" rear chaseway
18" dp. unit has 1 1/4" rear chaseway

